

Twizmo! Cards

Game Instructions



Twizmo! Cards is about making poker style hands using cards from the cube and cards from the deck, with a dynamic “twist” at the end of the game.

In the **finale**, players make their best hand with the cards they have won.

The high finale hand wins!

START

1 **Begin** the game by shuffling both the card deck and the Twizmo! card cube.



2 **Deal** three cards, face down to each player.




In this scenario, a player is dealt three cards of the clubs suit. Using the row shown on the cube, the player is able to make a flush of clubs.




3 Each player **finds** their best **hand** by using the cards they have been dealt and any 1 to 3 cards-in-a-row on the top face of the cube



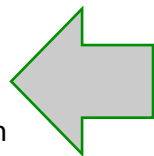
4 Players use their cards as betting chips to **place a wager** for the hand. Bet 1 to 3 cards or fold. (see reverse side for more)



5 The best hand **wins all the cards** that have been bet.



6 **Shuffle** the cube and the deck **and deal** 3 new cards to each player

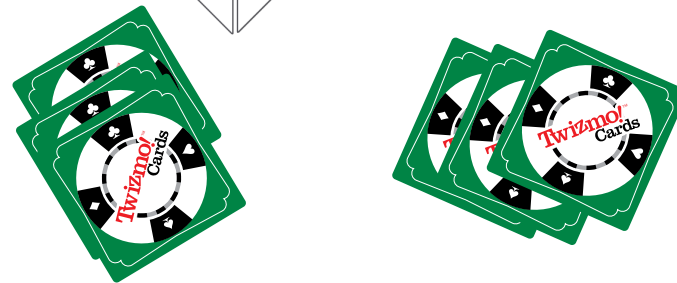


7 **Play on** until all cards from the deck are won



8

INSTANT WIN!
Form a Royal Straight Flush with your won cards!



See Reverse Side for More !

More Details... More Fun !
(see reverse side for gameplay overview)

Twizmo! Cards

Share your "Twists"
 on our blog at
www.twizmogames.com



1 Begin

The dealer shuffles the card deck once at the start of the game. the Card cube is shuffled at the beginning of each round ("hand").

Do not look at the cube while randomly shuffling (twisting) it to make sure 9 new "cards" are on top.

2 Deal

At the start of the game and each round, each player is dealt three cards, face down.

These dealt cards, along with the "cards" from the top face of the cube, are used to make the best possible poker hand .

3 Find Your Best Hand

Players, use 1 to 3 of the cards they have been dealt and any 1 to 3 "cards" in a single row on the top face of the cube to make their hand (see Rank of Twizmo! Hands below).

Optional Twist: If, during any round, all 3 of your dealt cards are found on the top face of the cube you win all cards bet in the round!

4 Bet

Based on the strength of their hands, players use their dealt cards as betting chips to place a wager.

Your bet must include the cards in your called hand and may include additional cards you want to win.

Any cards that are not bet are returned to the card deck.

5 Win Cards / Chips

Once players have bet or folded each player declares their hand.

The player with the best hand wins the cards bet for that round.

Optional Twist: Players must match the highest number of cards bet or they must fold.

6 Shuffle and Deal

Each round begins with a shuffle of the remaining cards and the cube.

The players are dealt three new cards, face down, from the deck.

For each round, play starts with the next to the player to the left.

7 Play On

Play continues until at least one player can no longer be dealt 3 cards at the start of the next round.

Optional Twist: After the last Possible round, the winner of that last round wins any remaining cards in the deck.

8 The Finale

In the finale, any player with at least 5 cards can win the game.

Players create their best Twizmo! Cards poker hand with the cards they won during the game.

The best declared hand wins !

Twizmo!



Rank of Twizmo! Hands *(highest to lowest)*

- Royal Straight Flush (A, K, Q, J, 10 – same suit)
- Straight Flush (straight - all the same suit)
- 4-of-a-kind (i.e., 4 tens)
- Full House (i.e., 3 Aces AND 2 fives)
- Flush (5 cards of the same suit)
- Straight (5 cards in a sequence , different suits)
- 3-of-a-kind (i.e.,3 kings)
- Two pair (i.e., 2 queens AND 2 eights)
- One pair (i.e., 2 jacks OR 2 fours)
- High card (no pairs)